

# Welcome!

## Entry Task:


1. Make sure you get a **GOAL PAPER** as you walk in
2. Sign on to Chromebook
3. Close your Chromebook  $\frac{1}{2}$  way to let your counselor know you are ready to go!

# HSBP 8<sup>th</sup> Grade Lessons

7<sup>th</sup> Grade Lessons

8<sup>th</sup> Grade S.M.A.R.T Goals  
Affording My Future

Road Trip to My Future



---

# S.M.A.R.T GOALS = SUCCESS

Naviance Family Connection

<http://connection.naviance.com/eisenhowerms>

<http://connection.naviance.com/evergreenmid>

<http://connection.naviance.com/gatewayms>

<http://connection.naviance.com/heatherwoodms>

<http://connection.naviance.com/northmid>

# Lesson Tasks

Review the difference between a goal and a wish.

Understand the components of a S.M.A.R.T goal.

Complete a 8<sup>th</sup> grade S.M.A.R.T goal in Naviance Family Connection.

# Learning Outcomes

Students will understand that using Naviance Family Connection, they can create, track, and update goals during their 8<sup>th</sup> grade year to help them maintain focus and achieve success.

# CREATING YOUR GOAL

---

# Goals and Your Future

Click on the **Careers** tab and scroll down to Road Trip Nation

Click the **Explore More** button

A green rectangular button with a white border and a subtle grid pattern. The text "EXPLORE MORE" is written in white, bold, uppercase letters.

In the top, right corner, click **Themes**

A light gray rectangular button with a thin gray border. The word "Themes" is written in a colorful, multi-colored font.

Click on the **GOALS** button

A rectangular button with a white background and a gray border. The word "GOALS" is in green, bold, uppercase letters, followed by "(71)" in a smaller, gray font.

Watch **Ward Hessig**



Don't 'What If'  
Yourself To Death  
(1:52)

Ward Hessig  
Skydive Instructor  
Chicagoland  
Skydiving Center

# Review the S.M.A.R.T Goal Criteria

Remember a ***goal***  
***without a plan is just***  
***a wish...*** Antoine De Saint-Exupery

Make sure your goal for **8<sup>th</sup>**  
**Grade is a S.M.A.R.T Goal!**



<b>S</b> <sub>PECIFIC</sub>	What <u>exactly</u> is it you want to achieve?
<b>M</b> <sub>EASURABLE</sub>	How can you measure and track the progress of the goal?
<b>A</b> <sub>TTAINABLE</sub>	Is it actually attainable in the given time frame?
<b>R</b> <sub>ELEVANT</sub>	Is it something that you really want to do? Will it directly benefit you?
<b>T</b> <sub>IME BOUND</sub>	When do you want to achieve this goal by?



# CHOOSING A GOAL FOCUS

---

# Topic of your Goal

*\*Highlight or circle your goal topic and a single area you plan to focus on. See the example below.*

Organization	Time Management	Study Skills	Work Completion
Keeping assignments and papers in correct section of binder	Writing assignments and/or homework in some type of planner	Actually setting aside time to study prior to a test/quiz	Completing work when time in class is given and not to get distracted by friends or other things
Writing assignments, tests, quizzes in a planner	Identifying a time and/or place to complete homework after school	Understanding <u>what</u> to study when the teacher tells the class of an upcoming quiz/test	Remembering to write down due dates for assignments and projects in my planner
Locating assignments easily when it is time to turn them in	Looking at my busy after school schedule and trying to use extra time in class to reduce my amount of homework	Ask the teacher for additional help some of the concepts that will be on a test/quiz are still confusing	Keeping an organized binder to help locate assignments quickly for turn in
Coming prepared to class with pencils, books, paper etc.	If absent, contacting teachers about assignments and ask for additional help/time if needed	Creating study aids like flashcards or use online apps like Quizlet to help me prepare for a test/quiz	Create a set place in a binder for homework so it gets turned in

ENTER YOUR GOALS IN  
NAVIANCE!

---

# Log-in to Naviance Family Connection

Log-in:

<http://connection.naviance.com/eisenhowerms>

<http://connection.naviance.com/evergreenmid>

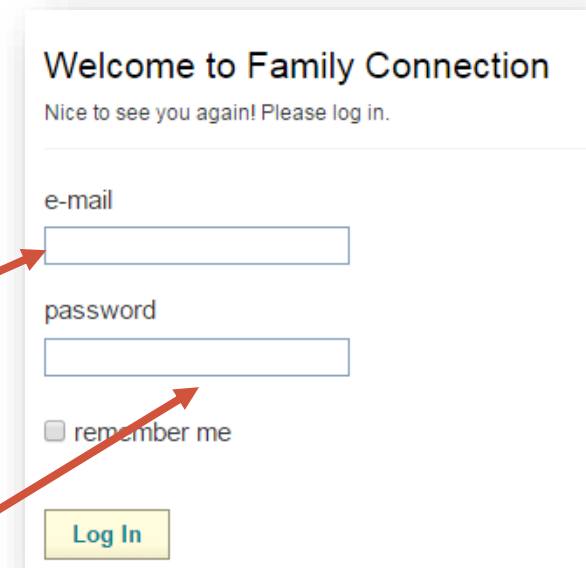
<http://connection.naviance.com/gatewayms>

<http://connection.naviance.com/heatherwoodms>

<http://connection.naviance.com/northmid>

**username:** student ID

**password:** last **4-digits** of your  
student ID + **2-digits** for the **day**  
you were born



Welcome to Family Connection  
Nice to see you again! Please log in.

e-mail

password

☐ remember me

# Set Your 8<sup>th</sup> Grade Goal

Click on the **my planner** tab



Click the **Goals** tab



# 8th Grade S.M.A.R.T Goal

my goals

add a new goal:

- Select One -

8th Grade S.M.A.R.T. Goal

Other Goals

8TH GRADE S.M.A.R.T. GOAL

In the drop-down menu, select **8<sup>th</sup> Grade S.M.A.R.T Goal**.

Add specific and detailed information in each section to complete your **S.M.A.R.T Goal**.

Click the **Add Goal** button.

My goal is: **to improve my work completion**

Specific: What specific things will you accomplish?

**Example** – I will put 100% of my 7<sup>th</sup> grade math homework in the math section of my binder each semester.

Measurable: How will you know when you have achieved this goal?

Achievable: Is this goal realistic? Do you have the tools you need to achieve it?

Relevant: Why is this goal important in your life?

Timely: When can you achieve this goal?

Cancel


Add Goal

# Time for Action!

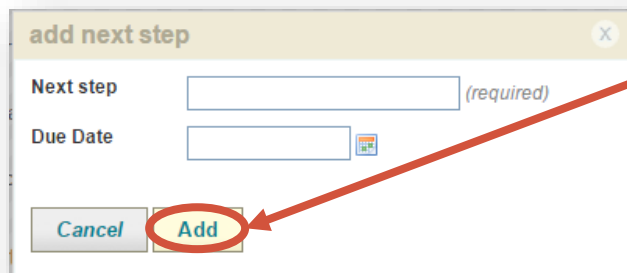
Once your goal is created, you will be prompted to come up with at least one action step.

Click **define your next step**

This looks like a great goal! Now, it's time to think about what steps you are going to take to achieve it.


 [define your next step](#)

In the box provided, type one thing you plan to do in the next 1-2 weeks that will help you achieve your goal.



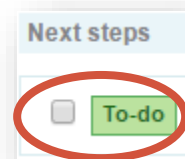
add next step

Next step  (required)

Due Date  

Click **Add**

You will now see your action steps or **To-do's**.




Next steps

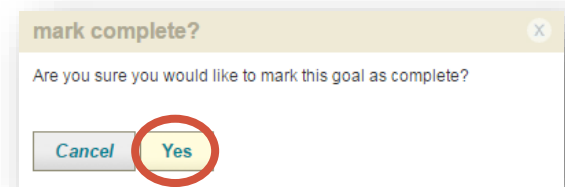
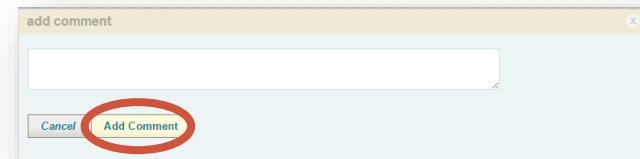
☐ To-do

# Additional Goal Options

Once you have added a goal, you will have options for working with your goal.



- define your next step → Continue adding action steps
- edit goal → Edit/make adjustments to your goal
- add comment → Add comments as you make progress
- mark complete → Check off your goal when complete
- delete goal





COMPLETE LESSON 1...

---

# Complete the Lesson...

To complete the lesson click the **my planner** tab then click **Tasks Assigned to Me** in Naviance Family Connection. Next, click the link to complete the **HSBP GR 8 Lesson 1 Survey – S.M.A.R.T Goals .**



\*When your survey is **complete**, raise your hand to get your **Lesson 2** handout and **answer question #1**.

# AFFORDING MY FUTURE

---

Naviance Family Connection

<http://connection.naviance.com/eisenhowerms>

<http://connection.naviance.com/evergreenmid>

<http://connection.naviance.com/gatewayms>

<http://connection.naviance.com/heatherwoodms>

<http://connection.naviance.com/northmid>

# Lesson Tasks

Students will explore the cost of college  
SuperMatch

Students will learn about the different types of  
degrees and post-secondary options.

Students will evaluate their future earning  
potential based on their desired career.

Students will learn about the different financial aid  
options available to them in the future.

# Learning Outcomes

Students will explore the relationship between going to college and completing post-secondary education and future earning potential.

Students will be introduced to the topic of financial aid, the different types available and how they can apply.







# FUTURE EDUCATION COSTS

---

# Education & Training Cost \$\$

After you graduate high school any class/training course you take will cost money!

Just to attend a class at college and learn the content, you will pay **tuition and/or fees**. (This doesn't take into consideration any living expenses.)

Type of College	Average Published Yearly Tuition and Fees
Public Two-Year College (in-district students)   	\$3,440
Public Four-Year College (in-state students)   	\$9,410
Public Four-Year College (out-of-state students) 	\$23,890
Private Four-Year College   	\$32,410

# Log-in to Naviance Family Connection

Log-in:

<http://connection.naviance.com/eisenhowerms>

<http://connection.naviance.com/evergreenmid>

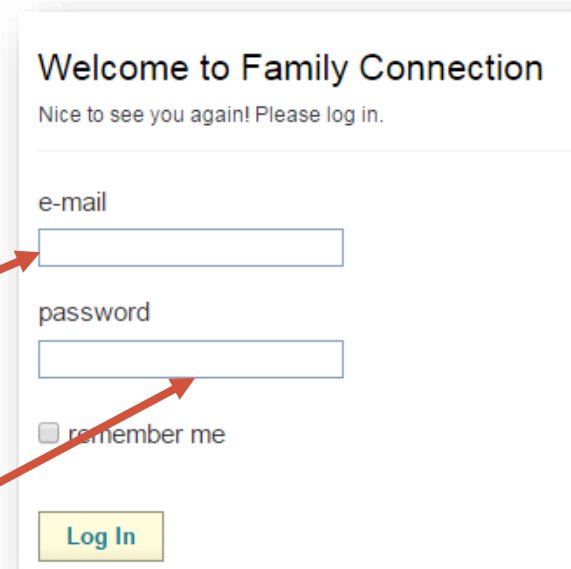
<http://connection.naviance.com/gatewayms>

<http://connection.naviance.com/heatherwoodms>

<http://connection.naviance.com/northmid>

**username:** student ID

**password:** last **4-digits** of your  
student ID + **2-digits** for the **day** you  
were born



Welcome to Family Connection  
Nice to see you again! Please log in.

e-mail

password

☐ remember me

Log In



# FUTURE EARNING POTENTIAL

---

# Education = Earning Potential

Did you know that your *earning potential* for the future is tied to your education and training after high school?

It pays to continue your education!!

## Learn More, Earn More

People with more education earn more money. Here are annual earnings based on degree:



Source: U.S. Census Bureau

Note: Chart shows 2008 median earnings for full-time workers at least 25 years old.

# What do These Terms Mean?

Term	Definition
Community College	<b><u>Two year Associate Degree</u></b> programs in academic, scientific, and technical fields.
Technical/Trade College	One to <b><u>two year programs</u></b> providing training for skilled, trade and high tech workers preparing for a career in the high tech industry.
Associate Degree	An <b><u>two year</u></b> degree earned for an undergraduate course of study.
University	<b><u>Four year programs</u></b> that offer the widest variety of class subjects and levels. Students can earn Bachelor's Degree and advanced degrees in specialized fields.
Bachelor's Degree	An academic degree earned for an undergraduate course of study that normally requires <b><u>three to five years</u></b> of coursework.
Masters Degree	An academic degree earned <b><u>after</u></b> a Bachelor's Degree in a specific field of study or profession.
Doctorate (PhD)	The highest level of academic degree and can be earned in almost any subject area not just medical fields.
Tuition	The <b><u>money you pay</u></b> to take classes in college. In state is less expensive than out of state.
Education and Training	<b><u>Cost of taking courses</u></b> to be trained in a specific area and vary by type.

# Benefits of Continuing Education

There are many ways value is added to your life when you continue to a post-secondary education after high school?

**Higher earning potential**

**More job opportunities**

**More employer-provided benefits**

**More job satisfaction**

**Greater job stability**

**Ability to make better life choices**

**Ability to communicate more effectively**

# PAYING FOR EDUCATION & TRAINING

---

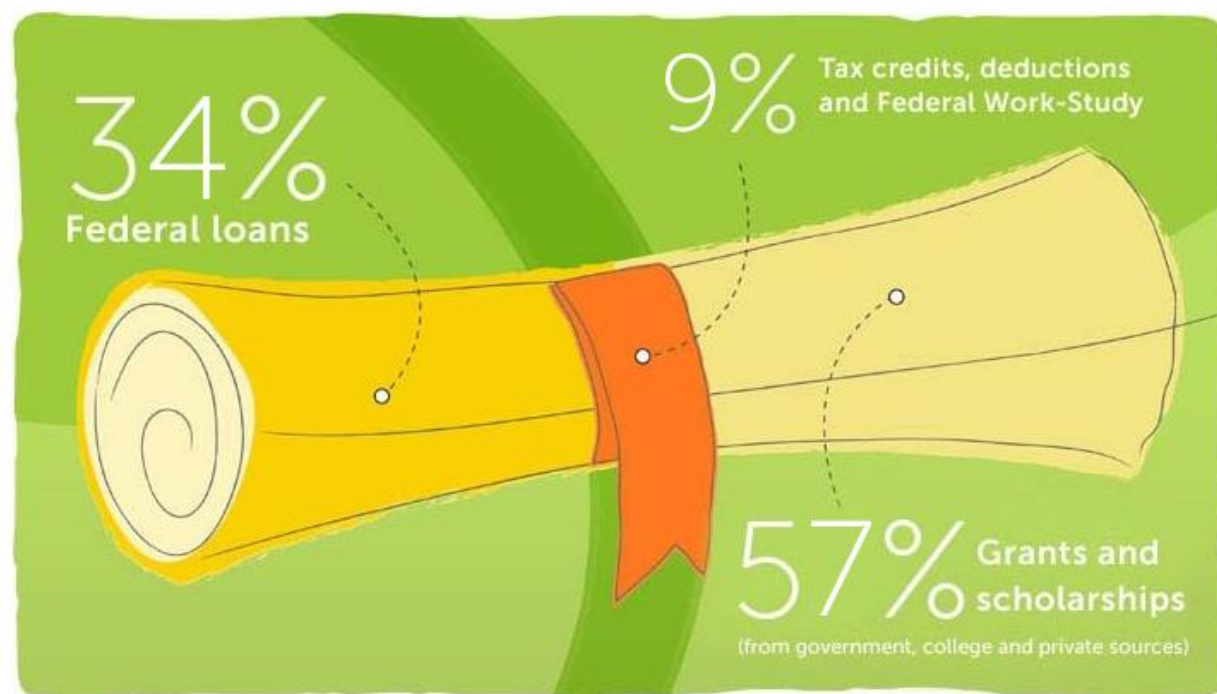
# Money, Money, Money!

**Financial aid** is money that the government and other organizations give or lend to you to pay for college.

To qualify for financial aid, you have to apply.

Students who can't afford the full cost of college are able to earn their degrees with financial aid.

## Financial Aid Can Help You Afford College

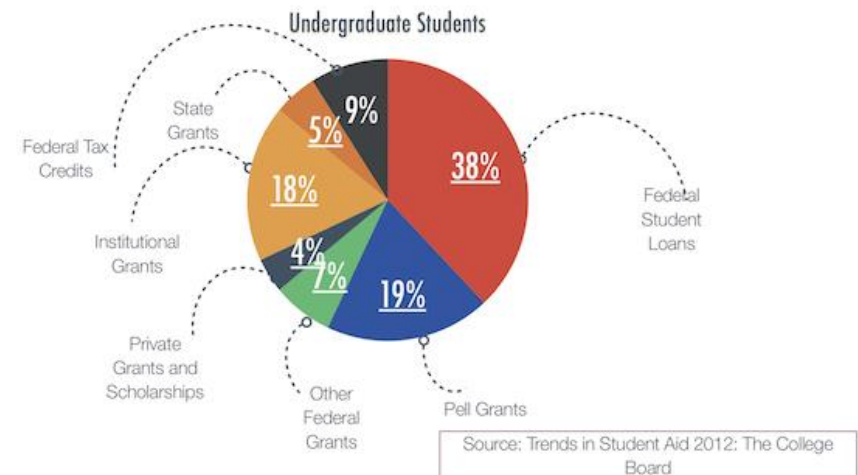


# Where Does it Come From?

**Financial aid comes from these sources:**

- **Federal government** (the largest source)
- **State governments**
- **Colleges and universities**
- **Private organizations**, such as companies, clubs and religious organizations
- **Banks and lending companies**

## Sources of Financial Aid





# Financial Aid Types

**Scholarships** are called **gift aid** because they **do not** have to be paid back.

A **loan** is when you borrow money from a bank that you **do** pay back over time.



**Grants** are called **gift aid** because they **do not** have to be paid back.

The **Federal Work-Study Program** offers paid part-time jobs to help students pay for college costs.



# Are You a College Bound Scholar?

The College Bound Scholarship is an early commitment of state financial aid to eligible students who...

- Sign up in 7<sup>th</sup> or 8<sup>th</sup> grade
- Fulfill the College Bound pledge

## What do I get with the scholarship?

Once you file the FAFSA as a **senior** the scholarship will pay the average tuition cost at a public college plus some fees and a small book allowance.

## Where can I use it?

- Public community and technical colleges
- Public four-year colleges and universities
- Independent colleges and universities
- Private career colleges



COMPLETE LESSON 2...

---

# Complete the Lesson...

Complete the lesson by clicking **my planner > Tasks Assigned to Me** in Naviance Family Connection. Complete **GR 8 Lesson 3 Survey – Affording My Future**.



\*When your survey is **complete**, make sure all questions on your **Affording My Future handout** are answered.  
(This is your *exit ticket*)

\*When instructed, turn in handout and return Chromebook to cart.

# Stay Up to Date by Following...

@EPSNAV



epsnav



- Get the most current updates without logging in!
- Instant notifications and Naviance information comes directly to you!
- See what is happening around our district with Naviance!

# Naviance Questions?

If you have any questions, please contact [naviance@everettsd.org](mailto:naviance@everettsd.org). Be sure to provide your name and school.

To check messages sent to you through Naviance Family Connection, login and click the link for your **messages** on the right-hand side.

To contact your counselor, click the **contact us** link.

